

Bee County, Texas

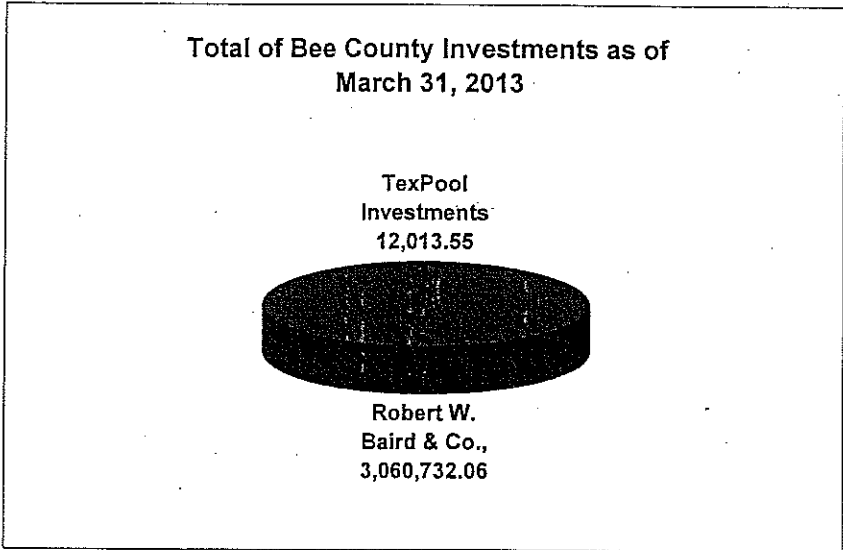
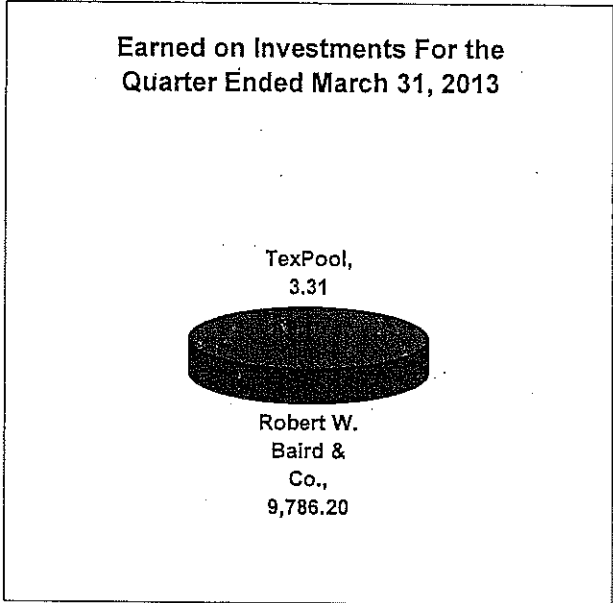
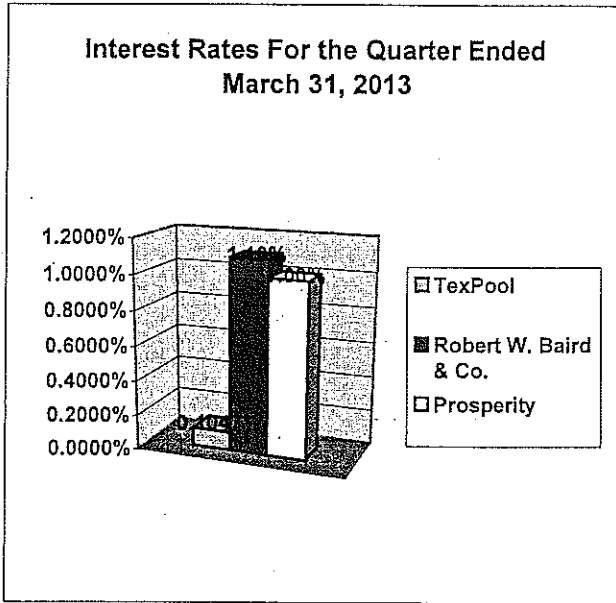
SCHEDULE OF INVESTMENT ACTIVITY

For The Quarter Ending March 31, 2013

Prepared By
County Auditor's Office

**Bee County, Texas
Schedule of Investment Activity Combined
For the Quarter Ended March 31, 2013**

Investments	Balance 12/31/2012	Deposits	Withdrawals	Interest	Balance 3/31/2013
TexPool Investments	12,010.24	0.00	0.00	3.31	12,013.55
Robert W. Baird & Co.	3,052,471.88	0.00	1,526.02	9,786.20	3,060,732.06
TOTALS	3,064,482.12	0.00	1,526.02	9,789.51	3,072,745.61



Blandina V. Costley 4/18/13
 Blandina V. Costley, Bee County Investment Officer

Bee County, Texas
Schedule of Investment Activity Combined
For the Quarter Ended March 31, 2013

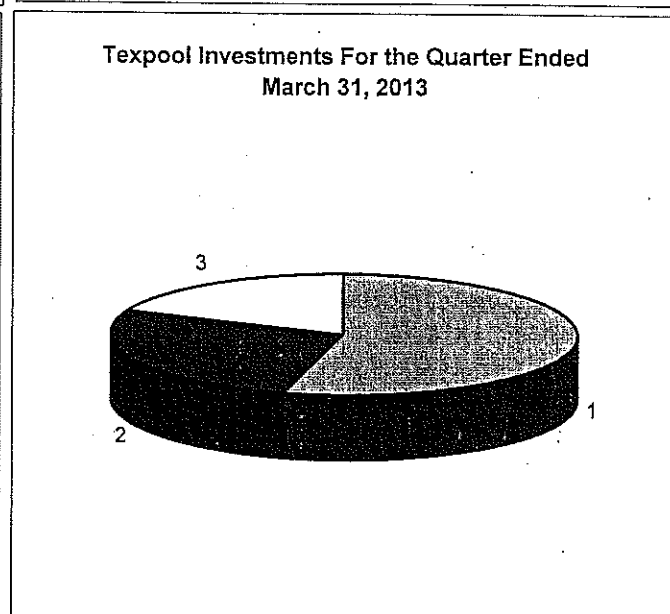
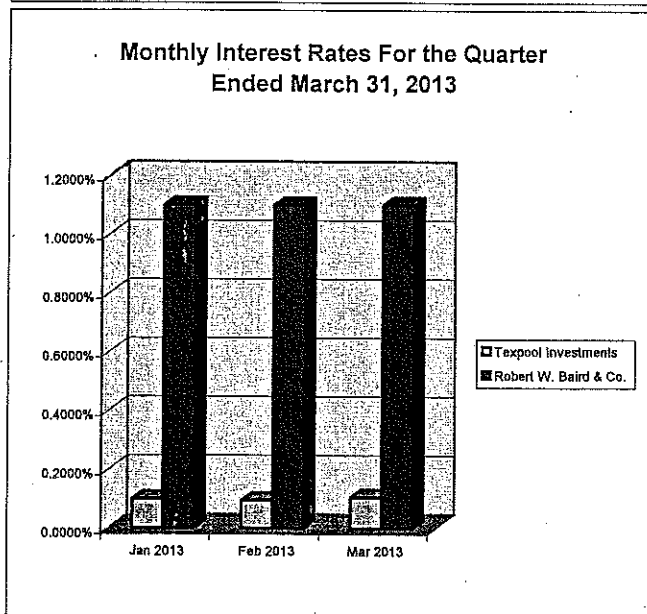
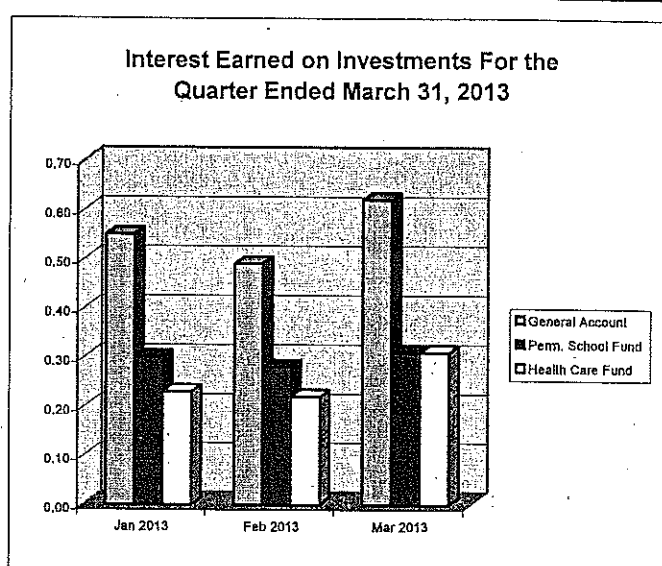
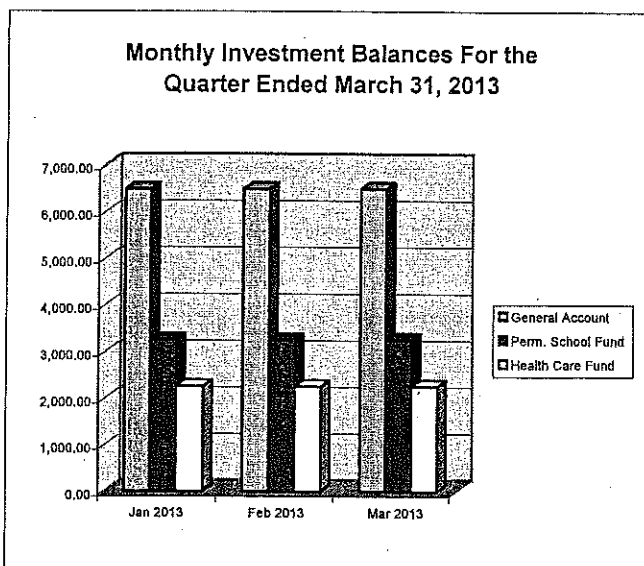
MONTHLY BALANCES	<u>March 2013</u>
TexPool Investments	12,013.55
Robert W. Baird & Co.	3,060,732.06
Total Monthly Balance	<u><u>3,072,745.61</u></u>

INTEREST EARNED	<u>March 2013</u>
TexPool Investments	3.31
Robert W. Baird & Co.	9,786.20
Robert W. Baird & Co. Prof. Services	-1,526.02
Robert W. Baird & Co. Cost Rpt. & Other Exp.	0.00
Total Monthly Balance	<u><u>8,263.49</u></u>

INTEREST RATES	<u>March 2013</u>
TexPool Investments	0.1047%
Robert W. Baird & Co.	1.10%
Prosperity	1.00%

Bee County, Texas
Schedule of Investment Activity Texpool
For the Quarter Ended March 31, 2013

Texpool Investments	Balance 12/31/2012	Deposits	Withdrawals	Interest	Balance 3/31/2013
1. General Account	6,493.78	0.00	0.00	1.66	6,495.44
2. #80 Perm. School Fund	3,258.87	0.00	0.00	0.89	3,259.76
3. #23 & 83 Health Care I & II	2,257.59	0.00	0.00	0.76	2,258.35
TOTALS	12,010.24	0.00	0.00	3.31	12,013.55



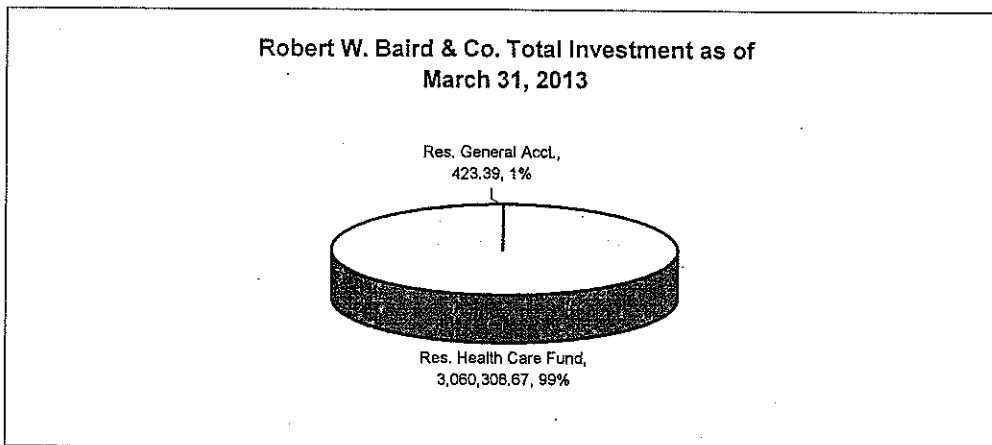
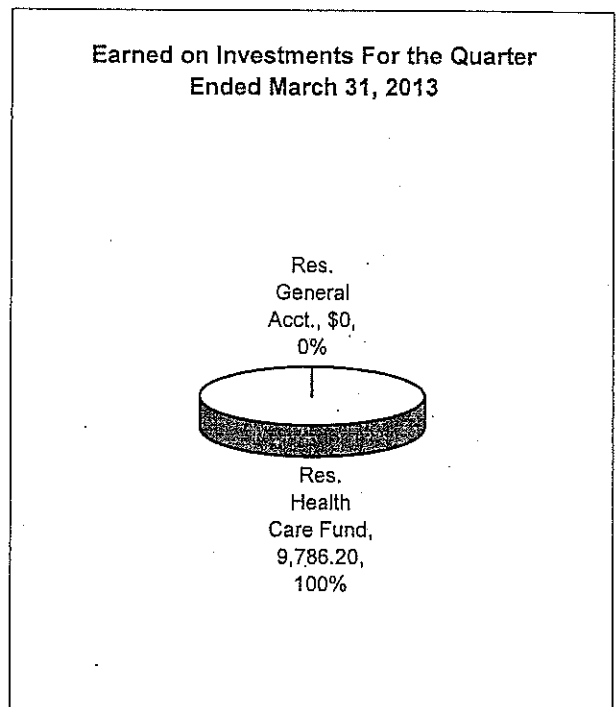
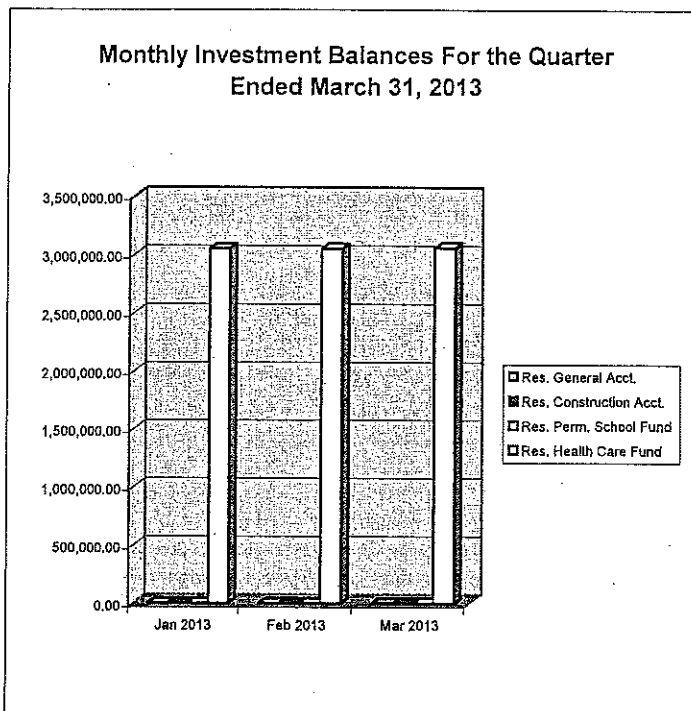
Blandina Costley 4/18/13
 Blandina V. Costley, Bee County Investment Officer

Bee County, Texas
Schedule of Investment Activity Texpool
For the Quarter Ended March 31, 2013

MONTHLY BALANCES	January 2013	February 2013	March 2013
General Account	6,494.33	6,494.82	6,495.44
#80 Permanent School Fund	3,259.17	3,259.45	3,259.76
#23 & #83 Health Care Fund I & II	2,257.82	2,258.04	2,258.35
Total Monthly Balance	12,011.32	12,012.31	12,013.55
INTEREST EARNED	January 2013	February 2013	March 2013
General Account	0.55	0.49	0.62
#80 Permanent School Fund	0.30	0.28	0.31
#23 & #83 Health Care Fund I & II	0.23	0.22	0.31
Total Monthly Balance	1.08	0.99	1.24
INTEREST RATES	January 2013	February 2013	March 2013
TexPool Investments	0.0986%	0.0935%	0.1047%
Robert W. Baird & Co.	1.10%	1.10%	1.10%
GENERAL ACCT INVESTMENTS	January 2013	February 2013	March 2013
General Fund #12	1,172.91	1,173.01	1,173.14
Co. Clerk Records Mgmt Fund #14	128.71	128.72	128.73
Courthouse Security Fund #17	31.97	31.97	31.97
Road & Bridge Fund #20	3,112.61	3,112.84	3,113.14
Special Road Tax Fund #21	22.88	22.88	22.88
Fuel Farm Fund #22	24.40	24.40	24.40
BCRMC Unrestricted Fund #24	0.00	0.00	0.00
Farm to Market Fund #25	20.17	20.17	20.17
Co. Records Management Fund #26	501.23	501.27	501.32
Abandoned Vehicle Fund #30	8.33	8.33	8.33
Law Library Fund #47	223.20	223.22	223.24
Refunding I & S Fund #60	60.34	60.34	60.35
Hillside Drive Improvements Fund #70	0.00	0.00	0.00
Courthouse Renovations Fund #71	227.42	227.44	227.46
Jail Capital Improvements Fund #72	44.05	44.05	44.05
Right of Way Fund #73	259.07	259.09	259.11
Technology Fund #82	98.63	98.64	98.65
Group Health Ins Fund #95	558.41	558.45	558.50
TOTAL GENERAL ACCOUNT INV.	6,494.33	6,494.82	6,495.44

Bee County, Texas
Schedule of Investment Activity Robert W. Baird & Co.
For the Quarter Ended March 31, 2013

	Balance 12/31/2012	Deposits	Withdrawals	Interest	Balance 3/31/2013
Robert W. Baird & Co. Investments					
Reserve General Account	423.39	0.00	0.00	0.00	423.39
Reserve Construction Account	0.00	0.00	0.00	0.00	0.00
Reserve Permanent School Fund	0.00	0.00	0.00	0.00	0.00
Reserve Health Care Fund	3,052,048.49	0.00	1,526.02	9,786.20	3,060,308.67
TOTALS	3,052,471.88	0.00	1,526.02	9,786.20	3,060,732.06



Blandina Costley 4/18/13
 Blandina V. Costley, Bee County Investment Officer

Bee County, Texas
Schedule of Investment Activity Robert W. Baird & Co.
For the Quarter Ended March 31, 2013

MONTHLY BALANCES	January 2013	February 2013	March 2013
Reserve General Account	423.39	423.39	423.39
Reserve Construction Account	0.00	0.00	0.00
Reserve Permanent School Fund	0.00	0.00	0.00
Reserve Health Care Fund	3,052,048.49	3,052,048.49	3,060,308.67
Total Monthly Balance	3,052,471.88	3,052,471.88	3,060,732.06
INTEREST EARNED	January 2013	February 2013	March 2013
Reserve General Account	0.00	0.00	0.00
Reserve Construction Account	0.00	0.00	0.00
Reserve Permanent School Fund	0.00	0.00	0.00
Reserve Health Care Fund	0.00	0.00	9,786.20
Health Care fund Prof Services Fee	0.00	0.00	-1,526.02
Other Fees & Costs	0.00	0.00	0.00
Total Monthly Balance	0.00	0.00	8,260.18
INTEREST RATES			March 2013
Robert W. Baird & Co.			1.10%
GENERAL ACCT INVESTMENTS	January 2013	February 2013	March 2013
General Fund #12	423.39	423.39	423.39
Courthouse Security Fund #17	0.00	0.00	0.00
Road & Bridge Fund #20	0.00	0.00	0.00
BCRMC Unrestricted Fund #24	0.00	0.00	0.00
Hillside Drive Improvements Fund #70	0.00	0.00	0.00
Courthouse Renovations Fund #71	0.00	0.00	0.00
Jail Capital Improvements Fund #72	0.00	0.00	0.00
Right of Way Fund #73	0.00	0.00	0.00
Group Health Ins Fund #95	0.00	0.00	0.00
TOTAL GENERAL ACCOUNT INV.	423.39	423.39	423.39

Bee County Reserve Accounts - All Funds
Quarterly Management Report - Summary Statement of Investment Activity
As of March 31, 2013

	Book Value	Market Value
Value at Beginning of Reporting Period		
Date: 12/31/12	\$3,052,471.88	\$3,081,538.14
Contributions of Funds to Account		
Date:	0.00	0.00
Date:	0.00	0.00
Date:	0.00	0.00
Distributions of Funds from Account		
Date:	0.00	0.00
Date:	0.00	0.00
Date:	0.00	0.00
Value at Beginning as Adjusted	3,052,471.88	3,081,538.14
Interest and Dividends Received this Quarter	13,354.44	13,354.44
Accrued Interest Purchased	(33.33)	(33.33)
Accrued Interest at End of Period	6,907.72	6,907.72
Less: Accrued Interest at Beginning of Period	(9,794.21)	(9,794.21)
Bond Premiums Amortized/Discounts Accrued	(648.41)	(648.41)
Recognized Gain on Sale(s) or Early Call(s)	0.00	0.00
Recognized Loss on Sale(s)	0.00	0.00
Other Fees or Costs	0.00	0.00
Advisory Fees Paid	(1,526.03)	(1,526.03)
Reverse Unrecognized (Gain) or Loss (Period Beginning)	N/A	(29,066.28)
Unrecognized Gain or (Loss) (Period Ending)	N/A	37,022.45
Value at End of Reporting Period	3,060,732.06	3,097,754.50
Date: 03/31/13	0 3,060,732.06	3,097,754.50
Change in Value (Period Ending Less Period Beginning)	8,260.18	16,216.36
Days Elapsed during Reporting Period	90	90
Average Daily Change in Value	91.78	180.18
Daily change Multiplied by 365 Days	33,499.63	65,766.33
Weighted Average Daily Balance	3,052,471.88	3,081,538.14
Quarter Ended Annualized Total Return	1.10%	2.13%


Certification: The following persons state affirmatively the following:

- 1) They have jointly prepared and reviewed this Quarterly Management Report; and
- 2) The investment portfolio and this report complies with State of Texas Government

Code Title 10, Section 2256, et. seq. and Bee County Investment Policy.



 Blandina Costley, Bee County Investment Officer



 Joe Carter, Investment Advisor

Bee County General Reserve Fund
Quarterly Management Report - Summary Statement of Investment Activity
As of March 31, 2013


	<u>Book Value</u>	<u>Market Value</u>
Value at Beginning of Reporting Period		
Date: 12/31/13	\$423.39	\$423.39
Contributions of Funds to Account		
Date:	0.00	0.00
Date:	0.00	0.00
Date:	0.00	0.00
Distributions of Funds from Account		
Date:	0.00	0.00
Date:	0.00	0.00
Date:	0.00	0.00
Value at Beginning as Adjusted	423.39	423.39
Interest and Dividends Received this Quarter	0.00	0.00
Accrued Interest Purchased	0.00	0.00
Accrued Interest at End of Period	0.00	0.00
Less: Accrued Interest at Beginning of Period	0.00	0.00
Bond Premiums Amortized/Discounts Acreated	0.00	0.00
Recognized Gain on Sale(s) or Early Call(s)	0.00	0.00
Recognized Loss on Sale(s)	0.00	0.00
Other Fees or Costs	0.00	0.00
Advisory Fees Paid	(0.00)	(0.00)
Reverse Unrecognized (Gain) or Loss (Period Beginning)	N/A	0.00
Unrecognized Gain or (Loss) (Period Ending)	N/A	0.00
Value at End of Reporting Period		
Date: 03/31/13	423.39	423.39
Change in Value (Period Ending Less Period Beginning)	(0.00)	(0.00)
Days Elapsed during Reporting Period	(275)	(275)
Average Daily Change in Value	0.00	0.00
Daily change Multiplied by 365 Days	0.00	0.00
Weighted Average Daily Balance	423.39	423.39
Quarter Ended Annualized Total Return	0.00%	0.00%

Certification: The following persons state affirmatively the following:

- 1) They have jointly prepared and reviewed this Quarterly Management Report, and
- 2) The Investment portfolio and this report complies with State of Texas Government

Code Title 10, Section 2256, et. seq. and Bee County Investment Policy.


 Blandina Costley, Bee County Investment Officer



 Joe Carter, Investment Advisor


Bee County Health Care Reserve Fund
 Quarterly Management Report - Summary Statement of Investment Activity
 As of March 31, 2013

	Book Value	Market Value
Value at Beginning of Reporting Period		
Date: 12/31/12	\$3,052,048.49	\$3,081,114.75
Contributions of Funds to Account		
Date:	0.00	0.00
Date:	0.00	0.00
Date:	0.00	0.00
Distributions of Funds from Account		
Date:	0.00	0.00
Date:	0.00	0.00
Date:	0.00	0.00
Value at Beginning as Adjusted	3,052,048.49	3,081,114.75
Interest and Dividends Received this Quarter	13,354.44	13,354.44
Accrued Interest Purchased	(33.33)	(33.33)
Accrued Interest at End of Period	6,907.72	6,907.72
Less: Accrued Interest at Beginning of Period	(9,794.21)	(9,794.21)
Bond Premiums Amortized/Discounts Accrued	(648.41)	(648.41)
Recognized Gain on Sale(s) or Early Call(s)	0.00	0.00
Recognized Loss on Sale(s)	0.00	0.00
Other Fees or Costs	0.00	0.00
Advisory Fees Paid	(1,526.02)	(1,526.02)
Reverse Unrecognized (Gain) or Loss (Period Beginning)	N/A	(29,066.28)
Unrecognized Gain or (Loss) (Period Ending)	N/A	37,022.45
Value at End of Reporting Period		
Date: 03/31/13	3,060,308.67	3,097,331.11
Change in Value (Period Ending Less Period Beginning)	8,260.18	16,216.36
Days Elapsed during Reporting Period	90	90
Average Daily Change In Value	91.78	180.18
Daily change Multiplied by 365 Days	33,499.63	65,766.34
Weighted Average Daily Balance	3,052,048.49	3,081,114.75
Quarter Ended Annualized Total Return	1.10%	2.13%

Certification: The following persons state affirmatively the following:

- 1) They have jointly prepared and reviewed this Quarterly Management Report; and
- 2) The investment portfolio and this report complies with State of Texas Government Code Title 10, Section 2256, et. seq. and Bee County Investment Policy.


 Blandina Costley, Bee County Investment Officer


 Joe Carter, Investment Advisor

